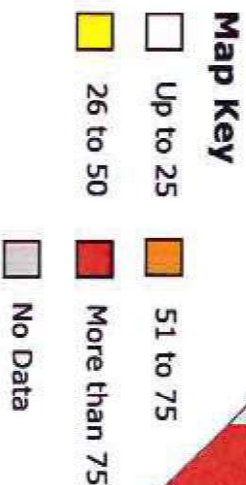
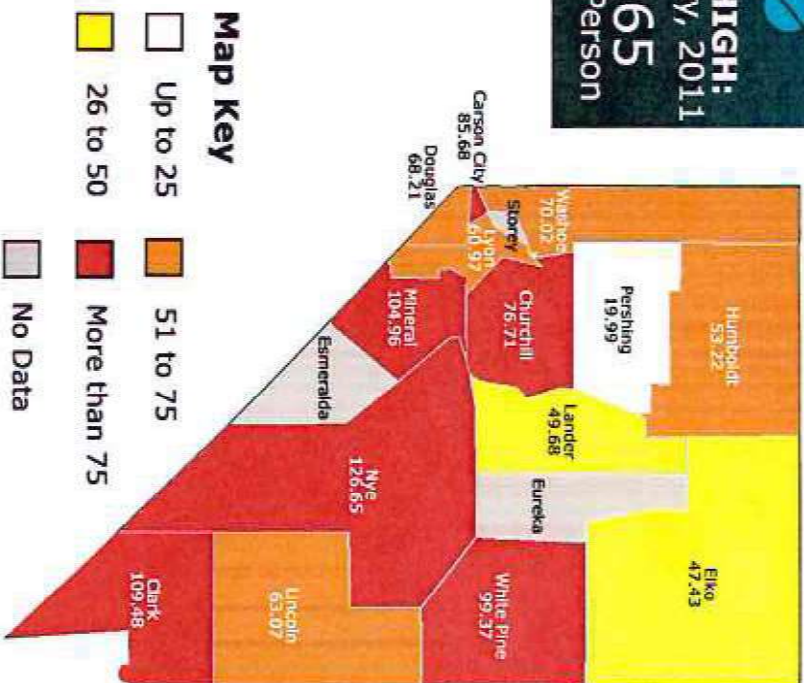


# PILL DISTRIBUTION IN NEVADA: 2006-2012



**STATE HIGH:**  
Nye County, 2011  
**126.65**  
Pills Per Person

Pills Per Person by County, 2011



**TOTAL PILLS DISTRIBUTED:**  
**1,617,312,747**

County	Number of Pills Distributed
Clark	1,293,908,922
Washoe	179,248,525
Nye	33,778,067
Carson City	29,213,363
Douglas	19,478,404
Lyon	17,243,304
Elko	14,168,933
Churchill	11,842,744
White Pine	6,071,161
Humboldt	5,105,261
Mineral	2,510,351
Lincoln	1,853,252
Lander	1,754,691
Pershing	1,135,345
Eureka	424

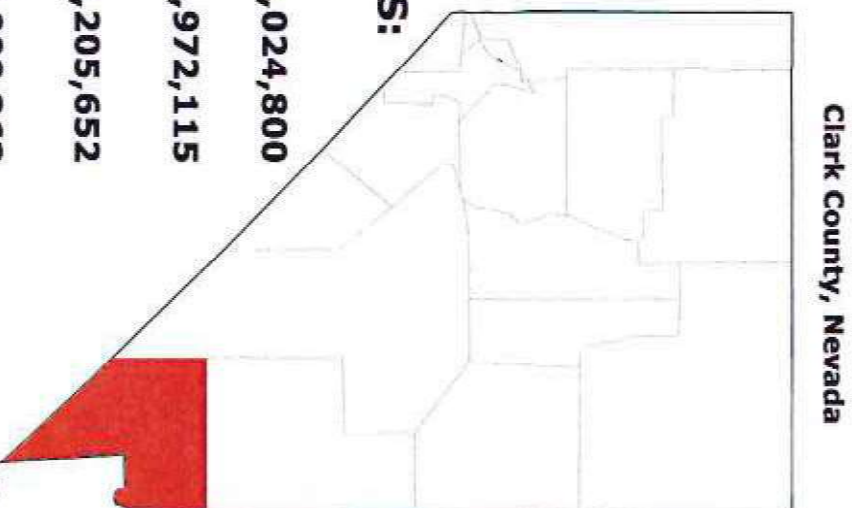
# PILL DISTRIBUTION IN CLARK COUNTY: 2006-2012



**ANNUAL HIGH:**  
2011  
**109.48**  
Pills Per Person

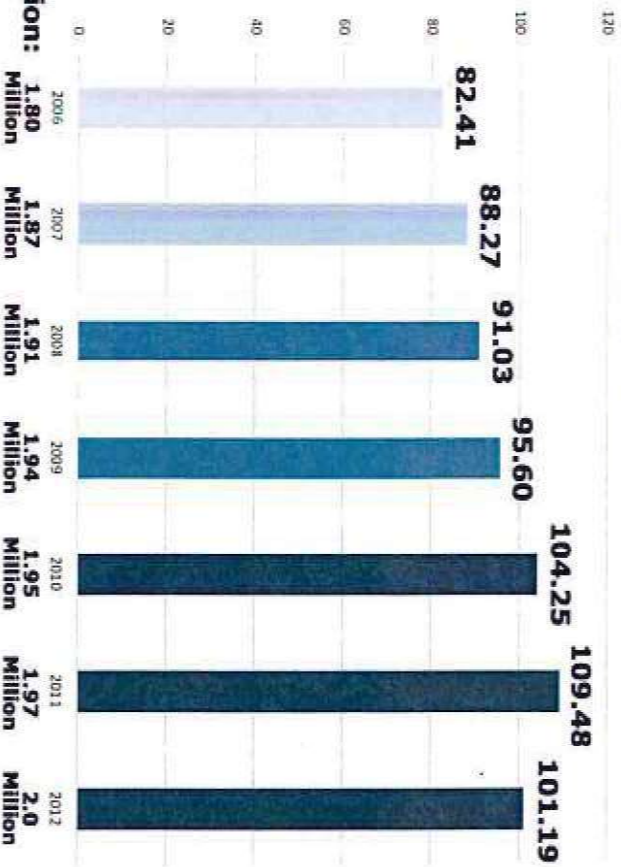
## TOP DISTRIBUTORS:

	Mallinckrodt	<b>268,024,800</b>
	Walgreen's	<b>261,972,115</b>
	CardinalHealth	<b>157,205,652</b>
	MCKESSON	<b>148,008,363</b>



**TOTAL PILLS DISTRIBUTED:**  
**1,293,908,922**

## Pills Per Person:





# STATE OF NEVADA

TOTAL DOSAGE UNITS: (2006-2012)

**1,617,312,747**

**(All Counties 2006-2012):**

State Population	2,517,862	2,596,243	2,648,711	2,679,794	2,698,019	2,713,497	2,747,782
Total Dosage Units	183,805,018	204,242,079	217,228,708	233,191,478	254,123,504	268,988,901	255,733,060
Total Dosage Units per Capita:	73.00	78.67	82.01	87.02	94.19	99.13	93.07

County	Total Dosage Units	2006	2007	2008	2009	2010	2011	2012
Churchill County	11,842,744	1,350,437	1,529,832	1,591,900	1,745,485	1,856,627	1,888,564	1,879,899
Clark County	1,293,908,922	148,654,805	164,875,501	174,088,997	185,403,989	203,587,799	215,286,079	202,011,753
Douglas County	19,478,404	2,209,302	2,468,317	2,669,823	2,807,027	2,994,225	3,204,914	3,124,796
Elko County	14,168,933	1,428,403	1,715,320	1,847,834	2,081,684	2,225,620	2,347,035	2,523,037
Eureka County	424	100	100	100	124	-	-	-
Humboldt County	5,105,261	487,071	581,750	662,212	696,499	800,120	887,054	990,555
Lander County	1,754,691	178,420	235,741	241,105	257,105	257,430	290,495	294,395
Lincoln County	1,853,252	204,557	218,098	238,135	260,420	286,335	332,420	313,287
Lyon County	17,243,304	1,468,173	1,792,411	2,210,432	2,568,997	2,848,694	3,133,890	3,220,707
Mineral County	2,510,351	219,251	245,760	298,873	373,101	423,901	486,925	462,540
Nye County	33,778,067	3,897,654	4,406,266	4,674,871	5,166,920	5,203,442	5,572,753	4,856,161
Pershing County	1,135,345	114,035	143,230	181,555	218,060	196,985	132,210	149,270
Washoe County	179,248,525	19,545,225	21,568,940	23,724,168	26,345,551	27,909,079	29,733,173	30,422,389
White Pine County	6,071,161	678,705	753,635	777,197	908,214	963,588	1,006,680	983,142
Carson City	29,213,363	3,368,880	3,707,178	4,021,506	4,358,302	4,569,659	4,686,709	4,501,129