


Colorado Poll April 20 - 26, 2021

Colorado Poll April 20 - 26, 2021

[Redacted Header]									
[Redacted Row 1]									
[Redacted Row 2]									
[Redacted Row 3]									

Colorado Poll April 20 - 26, 2021




Colorado Poll April 20 - 26, 2021



Colorado Poll April 20 - 26, 2021

[Redacted Header]									
[Redacted Row 1]									
[Redacted Row 2]									
[Redacted Row 3]									

Colorado Poll April 20 - 26, 2021



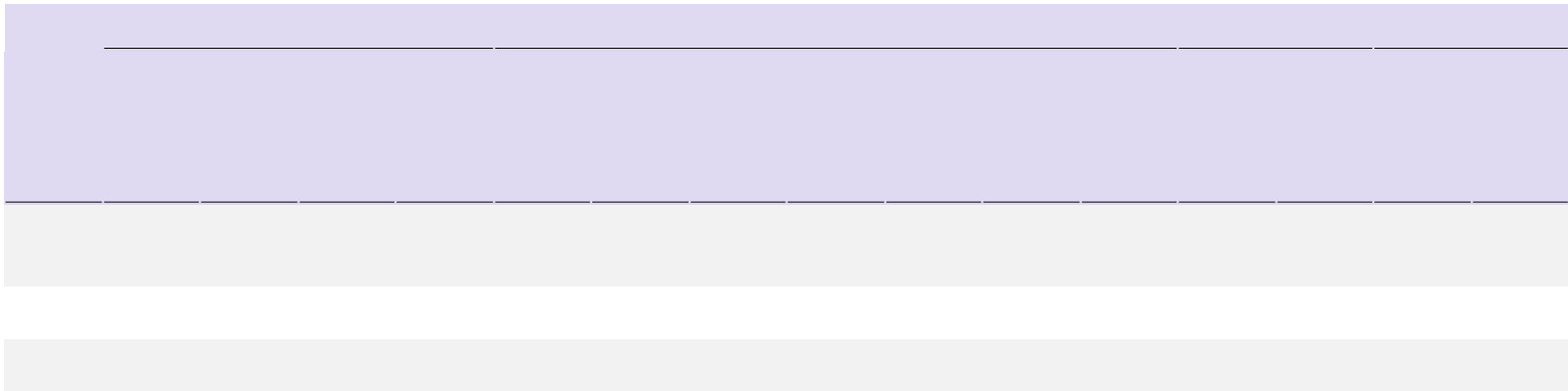
Colorado Poll April 20 - 26, 2021



Colorado Poll April 20 - 26, 2021

[Redacted]	
[Redacted]	[Redacted]
[Redacted]	[Redacted]


Colorado Poll April 20 - 26, 2021




Colorado Poll April 20 - 26, 2021

Colorado Poll April 20 - 26, 2021									

Colorado Poll April 20 - 26, 2021



Colorado Poll April 20 - 26, 2021



Colorado Poll April 20 - 26, 2021

Colorado Poll April 20 - 26, 2021

Colorado Poll April 20 - 26, 2021									


Colorado Poll April 20 - 26, 2021

The image shows a large rectangular area that appears to be a table or a set of redacted data. It consists of a purple header bar at the top, followed by a light gray bar, and then four white rows. The content within these rows is completely obscured by redaction.



Colorado Poll April 20 - 26, 2021

Colorado Poll April 20 - 26, 2021


Colorado Poll April 20 - 26, 2021



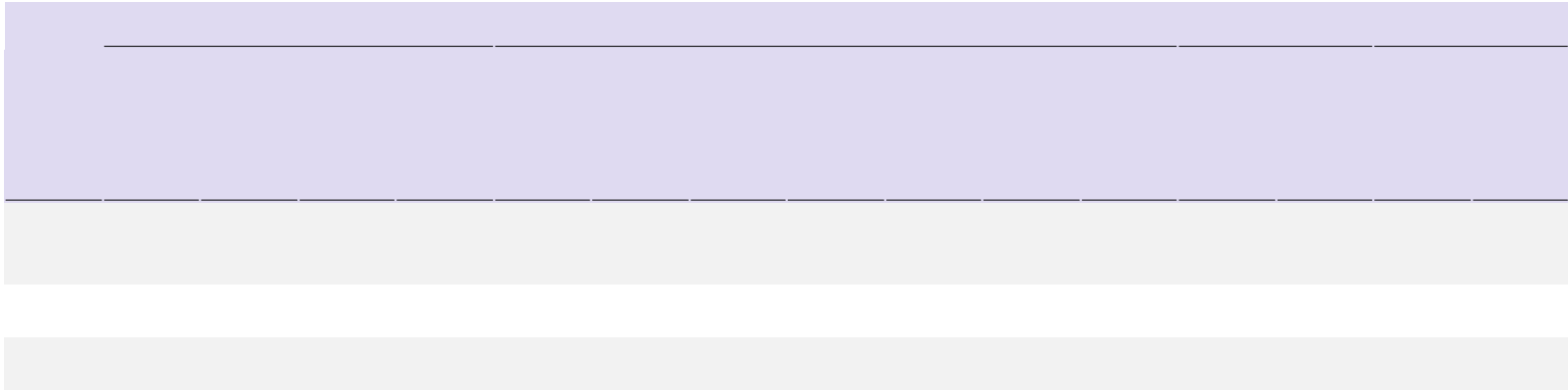
Colorado Poll April 20 - 26, 2021



Colorado Poll April 20 - 26, 2021



Colorado Poll April 20 - 26, 2021



Colorado Poll April 20 - 26, 2021



[Redacted]	
[Redacted]	[Redacted]
[Redacted]	[Redacted]
[Redacted]	[Redacted]
[Redacted]	[Redacted]
[Redacted]	[Redacted]

Colorado Poll April 20 - 26, 2021


[Redacted]									
[Redacted]	[Redacted]	[Redacted]	[Redacted]	[Redacted]	[Redacted]	[Redacted]	[Redacted]	[Redacted]	[Redacted]
[Redacted]	[Redacted]	[Redacted]	[Redacted]	[Redacted]	[Redacted]	[Redacted]	[Redacted]	[Redacted]	[Redacted]
[Redacted]	[Redacted]	[Redacted]	[Redacted]	[Redacted]	[Redacted]	[Redacted]	[Redacted]	[Redacted]	[Redacted]
[Redacted]	[Redacted]	[Redacted]	[Redacted]	[Redacted]	[Redacted]	[Redacted]	[Redacted]	[Redacted]	[Redacted]
[Redacted]	[Redacted]	[Redacted]	[Redacted]	[Redacted]	[Redacted]	[Redacted]	[Redacted]	[Redacted]	[Redacted]

Colorado Poll April 20 - 26, 2021

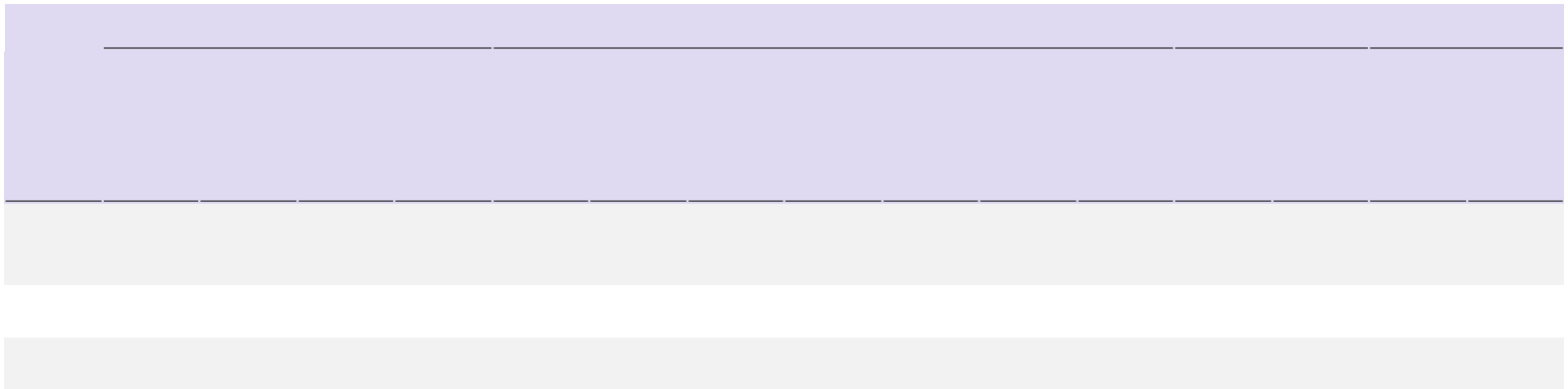
Colorado Poll April 20 - 26, 2021



Colorado Poll April 20 - 26, 2021



Colorado Poll April 20 - 26, 2021



Colorado Poll April 20 - 26, 2021

Colorado Poll April 20 - 26, 2021

[Redacted]	
[Redacted]	[Redacted]
[Redacted]	[Redacted]
[Redacted]	[Redacted]
[Redacted]	[Redacted]
[Redacted]	[Redacted]

Colorado Poll April 20 - 26, 2021

Colorado Poll April 20 - 26, 2021

Colorado Poll April 20 - 26, 2021

This section of the document is redacted. It consists of a purple header bar at the top, followed by a light gray bar, and then seven horizontal light gray bars stacked vertically, covering the majority of the page's content.



Colorado Poll April 20 - 26, 2021

Colorado Poll April 20 - 26, 2021


Colorado Poll April 20 - 26, 2021

This section of the document is largely redacted. It features a prominent purple header bar at the top, followed by a light gray bar. Below these are seven more horizontal light gray bars, which appear to be redactions of text or data. A thin black horizontal line is visible just below the purple bar.

Colorado Poll April 20 - 26, 2021



Colorado Poll April 20 - 26, 2021



Colorado Poll April 20 - 26, 2021

