



# S L P

**ST. LANDRY PARISH**  
S C H O O L B O A R D

# BOND PROPOSITION PROPOSAL

APRIL 2021

# GUIDING PRINCIPLES



## OUR MISSION

The St. Landry Parish School Board will promote excellence in education for all citizens.

## OUR VISION

The mission of the St. Landry Parish School Board is to ensure high-quality instruction while working collaboratively with families and communities to maximize every student's potential.

## OUR CORE VALUES

- ✓ Children First
- ✓ Accountability
- ✓ Trust
- ✓ Integrity
- ✓ Character
- ✓ Honesty
- ✓ Educate the Whole Child
- ✓ Safety
- ✓ Equity
- ✓ Excellence
- ✓ No Political Agendas



# Providing Opportunity

What you need to know:

- November 13, 2021 or the March 26, 2022 Election
- St. Landry Parish School Millage ranks 64 out of 69 school districts in Louisiana, one of the lowest millage rates in Louisiana.
- St. Landry Parish last bond proposition was in 1986
- Two propositions
  - Salaries - 9.98 mills; Proposed Salary Increase - Teachers (\$3,000); Support Personnel (\$2,000)
  - Athletic Facilities Improvements (Tracks) - 1 mill
- Millage Proposal #1 (Salaries) - Generate \$6,557,551 annually over ten years
- Millage Proposal #2 (Athletic Facilities) - Generates \$662,379 annually; \$6.62 million over 10 years.



Sylvester at the Learning Center at Grolee Elementary in Opelousas, LA. Thursday, March 4, 2021. TODAY Network



# Help Us Fund Our Future

Better than a thousand days of diligent study.....



Our student-athletes are working for us.....



is a great teacher!



Let's give back to them.




ST. LANDRY PARISH  
SCHOOL BOARD

# Millage Rates

Of the 69 school districts (excluding the Recovery School District), St. Landry Parish ranks 64th in millage rates\*.

- ◆ 20.52 mills (currently)
  - ◆ Salary Tax 11.78 mills
  - ◆ Constitution Tax 4.37 mills
  - ◆ Maintenance Tax 4.37 mills
- ◆ Average millage rate in Louisiana is 45 mills
- ◆ Lowest millage rate in Louisiana is 9.14 mills
- ◆ Highest millage rate in Louisiana is 78.26 mills

\*Excluding the Recovery School District



# Millage Rate

\*St. Helena Parish had the lowest Millage rate and academic performance. They recently increased their millage rate, and academic performance has gradually increased since the millage increase.



---

◆ Parishes with the lowest millage rates\*:

- Terrebonne Parish School Board
- Tangipahoa Parish School Board
- East Carrol Parish School Board
- Pointe Coupee Parish School Board
- East Feliciana Parish School Board
- St. Landry Parish School Board

---

◆ Parishes with the highest millage rates\*:

- Zachary Parish School Board
- Caddo Parish School Board
- St. Tammany Parish School Board
- City of Bogalusa
- DeSoto Parish School Board
- Ascension Parish School Board

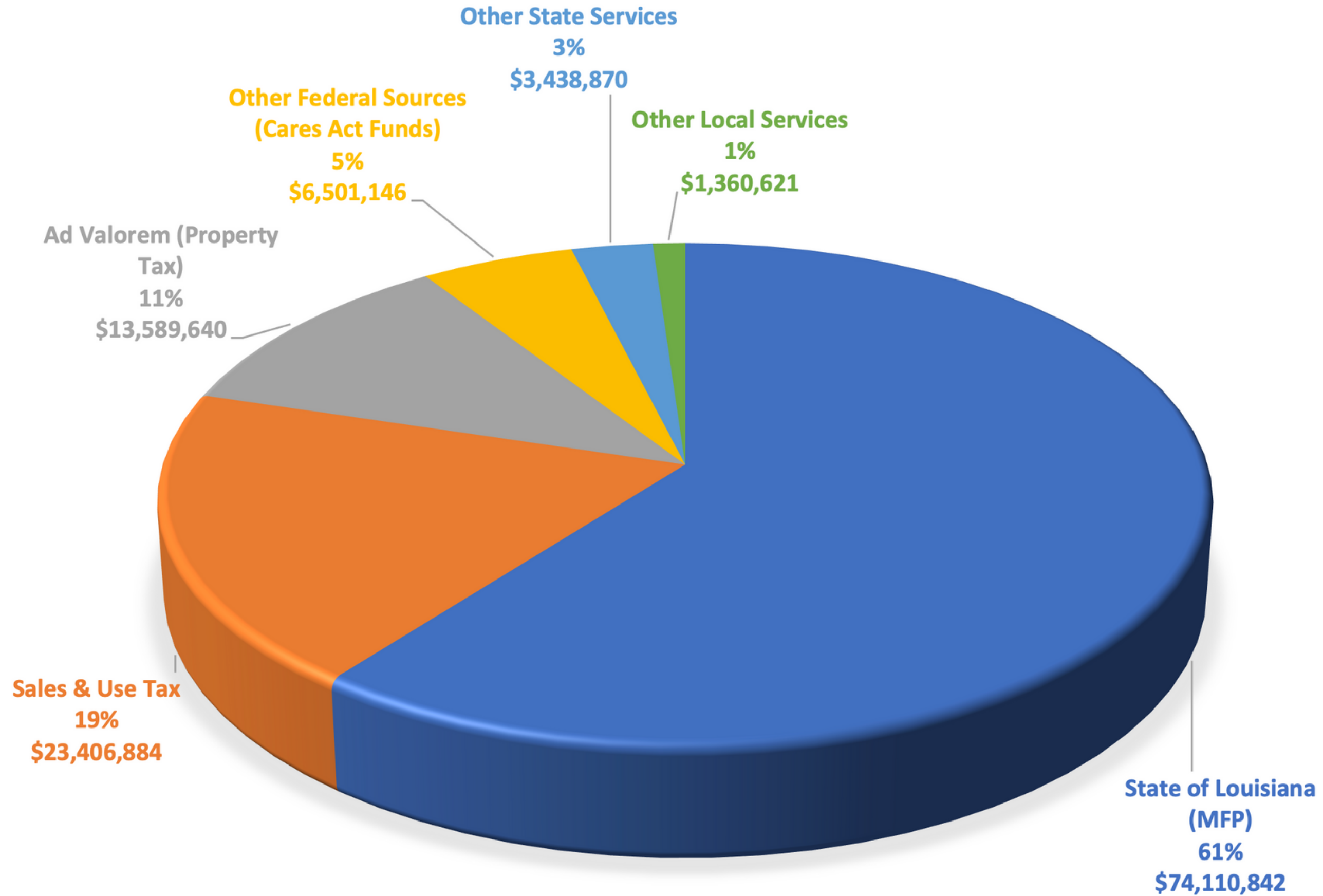
# Salary Comparisons of Neighboring Parishes

---

DISTRICTS	STARTING SALARY
St. Landry Parish School System	\$39,000
Lafayette Parish School System	\$42,427
Evangeline Parish School System	\$40,000 + Approximately \$3,000 (from sales tax excess distribution)
West Baton Rouge Parish School System	\$48,733
Pointe Coupee Parish School System	\$46,142
St. Martin Parish School System	\$42,805 + 2,000 (Annual Sales Tax Supplements of \$2,000)

# Revenues By Source

---



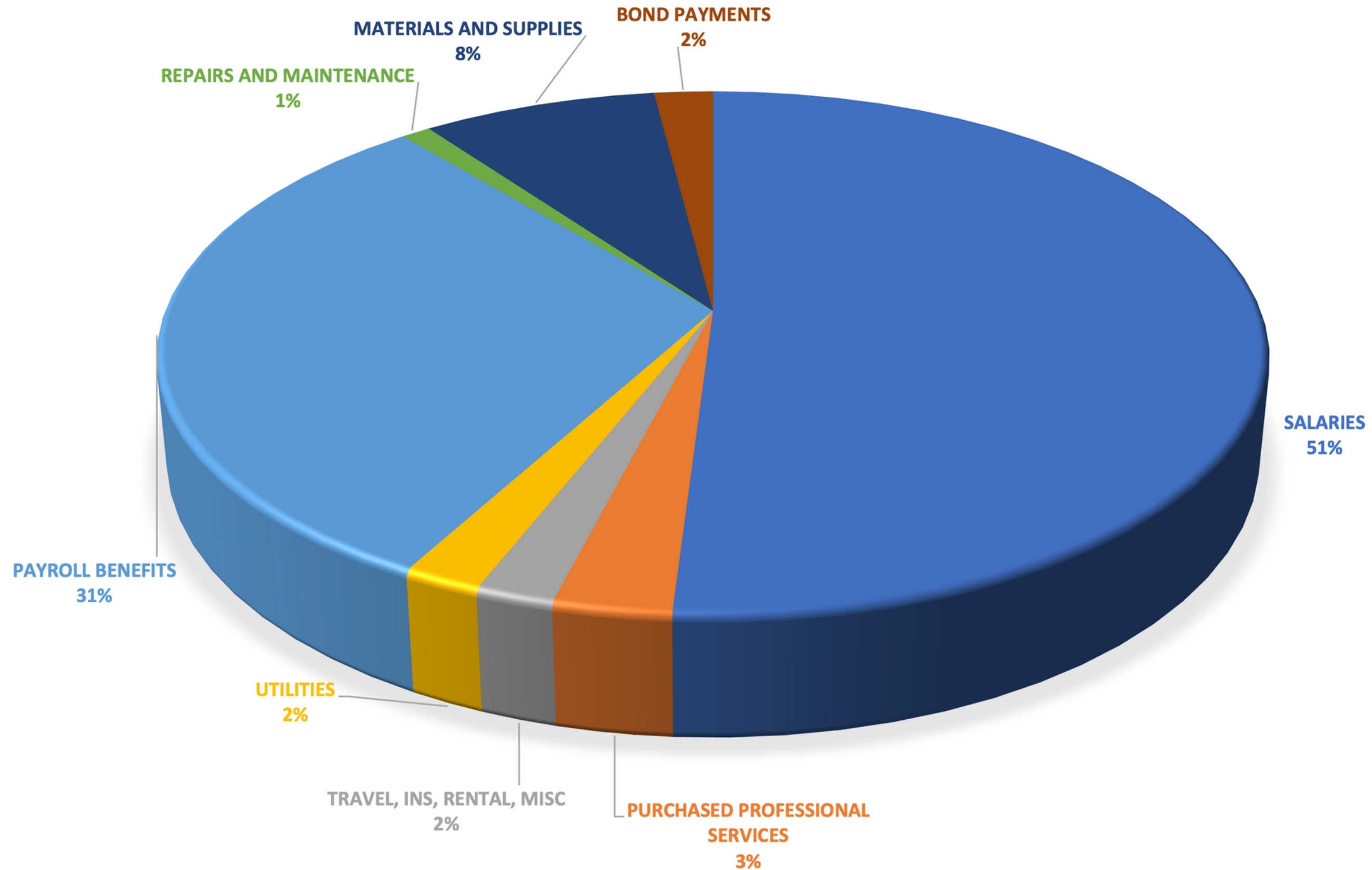


# Revenues By Source

## ST. LANDRY PARISH SCHOOL BOARD – GENERAL FUND BUDGET 6/30/21

SOURCE	PERCENTAGE	AMOUNT
<b>AD VALOREM TAX (PROPERTY TAX)</b>	11%	\$13,589,640
<b>SALES AND USE TAX</b>	19%	\$23,406,884
<b>OTHER LOCAL SOURCES</b>	1%	\$1,789,481
<b>STATE OF LOUISIANA (MFP)</b>	61%	\$74,110,842
<b>OTHER STATE SOURCES</b>	3%	\$3,438,870
<b>OTHER FEDERAL SOURCES (CARES ACT FUNDS)</b>	5%	\$6,501,146
<b>TOTAL REVENUE</b>	100%	\$122,408,003

# Expenditures by Category



# Expenditures by Category

ST. LANDRY PARISH SCHOOL BOARD – GENERAL FUND BUDGET 6/30/21		
EXPENSES	PERCENTAGE	AMOUNT
<b>SALARIES</b>	51%	\$63,047,141
<b>PAYROLL BENEFITS</b>	31%	\$38,596,213
<b>PURCHASED PROFESSIONAL SERVICES</b>	3%	\$3,591,270
<b>REPAIRS AND MAINTENANCE</b>	1%	\$1,470,953
<b>TRAVEL, INS, RENTAL, MISC</b>	2%	\$2,455,087
<b>MATERIALS AND SUPPLIES</b>	8%	\$9,929,904
<b>UTILITIES</b>	2%	\$2,780,037
<b>BOND PAYMENTS</b>	2%	\$2,054,911
<b>TOTAL EXPENSES</b>	100%	\$123,925,516

# Existing Debt

DEBT ISSUE	ORIGINAL PAR	OUTSTANDING BALANCE (6/30/20)
<b>SERIES 2011 QSCB</b>	\$10,000,000	\$9,700,000
<b>SERIES 2011 BUS LEASE</b>	\$2,862,080	\$326,147
<b>SERIES 2015 LCDA</b>	\$9,500,000	\$9,500,000
<b>SERIES 2016 LCDA</b>	\$3,000,000	\$2,235,000
<b>TOTAL</b>	<b>\$25,362,080</b>	<b>\$21,761,147</b>

Debt Paid Off:

Series 2012 Software Certificates - Original Par \$260,100

Series 2014 Bus Lease - Original Par - \$2,553,997

Series 2015 Bus Lease - Original Par - \$418,965

Series 2016 Bus Lease - Original Par - \$380,125

# A Closer Look

---

- ✓ Supplement Child Nutrition program annually from \$450,000 to \$1,200,000
- ✓ Maintained annual salary step increases for employees
- ✓ Beginning teacher salary has increased from \$25,692 in 2000 to 39,000 currently
- ✓ Increased costs in transportation, maintenance, and operations
- ✓ Pre-K Program with limited grant funding and no MFP
- ✓ Expanded academic program offerings
  - Transition to Tier I curriculum
  - Expansion of Career and Technical Education
  - 1:1 Student Devices



# Cost of Retirement (TRSLS)

YEAR	AMOUNT	MEMBER CONTRIBUTION	AGENCY CONTRIBUTION
2007	\$9,328,116	8%	15.80%
2008	\$11,080,944	8%	16.60%
2009	\$10,709,035	8%	15.50%
2010	\$11,184,532	8%	15.50%
2011	\$14,203,740	8%	20.20%
2012	\$15,806,267	8%	23.70%
2013	\$15,006,025	8%	24.50%
2014	\$16,913,992	8%	27.20%
2015	\$17,899,414	8%	28.00%
2016	\$16,869,988	8%	26.30%
2017	\$16,009,008	8%	25.50%
2018	\$16,940,012	8%	26.60%
2019	\$17,364,529	8%	26.70%
2020	\$17,246,904	8%	26.00%
2021 (increase of .2%)	\$16,901,965 (estimate)	8%	25.80%

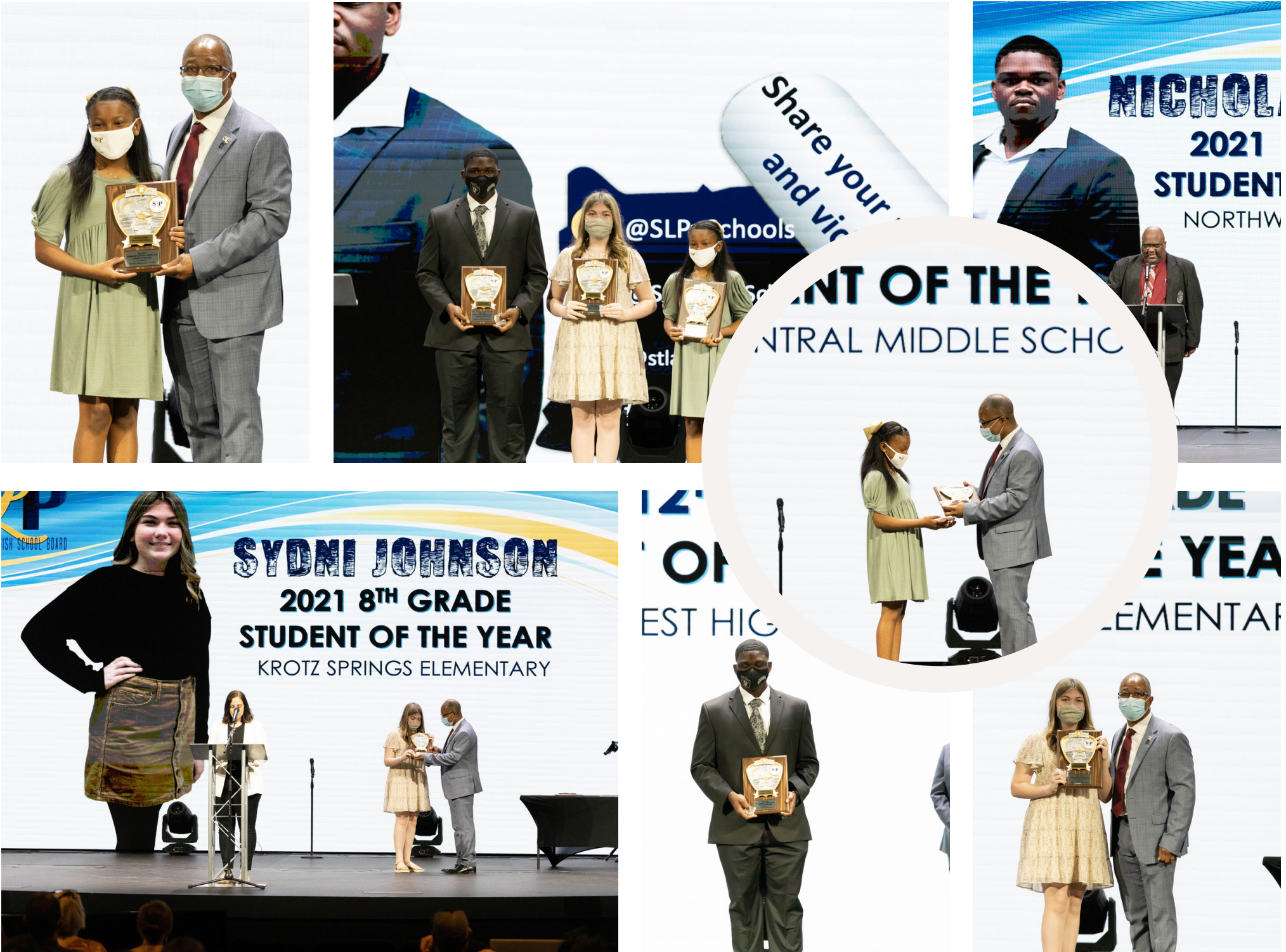
# Cost of Health Insurance Employer Contributions

<b>YEAR</b>	<b>ACTIVE EMPLOYEES</b>	<b>RETIRED EMPLOYEES</b>	<b>TOTAL</b>
<b>2014</b>	\$11,765,407	\$7,407,619	\$19,173,026
<b>2015</b>	\$11,207,644	\$9,079,064	\$20,286,708
<b>2016</b>	\$11,450,908	\$10,251,192	\$21,702,100
<b>2017</b>	\$11,768,856	\$10,090,971	\$21,859,827
<b>2018</b>	\$11,857,220	\$10,339,506	\$22,196,726
<b>2019</b>	\$11,847,592	\$10,235,837	\$22,083,429
<b>2020</b>	\$12,139,775	\$10,398,525	\$22,538,300
<b>2021 (Estimate)</b>	\$12,443,269	\$10,658,488	\$23,101,757

# Financial Stewardship

St. Landry Parish School System is fully committed to being good stewards of all money received from funding sources

- ◆ Good financial management through rough times from 2009-2012
- ◆ Significant reinvestment in capital projects within existing budget
- ◆ Existing budget cannot afford employee raises or improvements to athletic facilities and tracks





# Salary Increase - Proposition #1

Proposed Amount - Teachers (\$3,000) Support Personnel (\$2,000)

HOME VALUE	MONTHLY COST FOR 9.9 MILLS
Monthly Cost for \$75K or less homeowner	\$0
Monthly Cost for \$100K homeowner	\$2.06
Monthly Cost for \$150K homeowner	\$6.19
Monthly Cost for \$200K homeowner	\$10.31
Monthly Cost for \$250K homeowner	\$14.44
Monthly Cost for \$300K homeowner	\$18.56
Monthly Cost for \$350K homeowner	\$22.69

# Facility Improvements (Tracks)

HOME VALUE	MONTHLY COST FOR 1 MILL
Monthly Cost for \$75K or less homeowner	\$0
Monthly Cost for \$100K homeowner	\$.21
Monthly Cost for \$150K homeowner	\$.63
Monthly Cost for \$200K homeowner	\$1.04
Monthly Cost for \$250K homeowner	\$1.46
Monthly Cost for \$300K homeowner	\$1.88
Monthly Cost for \$350K homeowner	\$2.29

# Why Should I Support This Millage



- ◆ Lowest starting salary rate in the Acadiana region
- ◆ Lowest millage rate in the Acadiana region and one of the lowest millage rates in the state
- ◆ Good schools and providing quality education is critical to everyone in our community
- ◆ Housing values are determined by the quality of your local public schools
- ◆ Good schools provide a well-educated workforce to attract and retain companies to the area
- ◆ Good schools have a direct impact on increasing volunteerism & strengthening our community
- ◆ Good schools attract new families who provide the vitality and energy for our future
- ◆ Funding supports salaries and benefits for teachers and all school personnel
- ◆ It will provide students quality athletic facilities in our community
- ◆ It will generate additional MFP revenue



# Commitment to our Students

St. Landry Parish School System is committed to building the future of our children by promoting lifelong learning and by providing opportunities for college and career readiness for all students.

Our dedication to these ideals can be observed in the accolades received by our students in the areas of academics and athletics, individual school and district-wide growth, community partnerships, state and national awards, school accomplishments, and opportunities to serve the community that we love.

With the help of a supportive community and professional teams, we have designed a blueprint for excellence, continued growth, and progress.

# We Need Your Support


SLP provides federal funding via Title I-V averaging about \$370k per year to Non-Public/Parochial Schools within the district as well as providing some transportation resources. Supporting this increase will support our Non-Public schools as well.

Local Charter Schools receive \$1.5 million per year. If the millage passes, charter schools will receive additional MFP funding.

The LDOE will support the district's efforts if proposals are passed by providing additional MFP funding annually.

This will help to improve our bond rating.

Help Support Our Employees & Our Students



# Frequently Asked Questions

---

◆ Q: What is the proposal?

A: St. Landry Parish Communities will be asked to consider two separate bond proposals that will be used to increase teacher and supporting staff salaries within the St. Landry Parish School System and to fund athletic facility improvements (tracks) at each of six high schools. Proposed Salary Increase - Teachers (\$3,000); Support Personnel (\$2,000)

◆ Q: When will the election for this proposition occur?

A: November 13, 2021 or March 26, 2022

◆ Q: What happens if one proposal fails?

A: The proposals are not tied together. If one fails, and the other passes, then the millage for the one that passes will be assessed and the other millage will not be assessed.

◆ Q: Why does the school district need additional funding?

A: Most of the high schools' tracks in St. Landry Parish are in dire need of upgrades. Additional funding will allow us to fund new tracks at each of the six high schools in our district. The funds from the 1st proposition will increase all employee salaries, making the district more attractive to prospective employees. The salary increases will also be competitive with surrounding parishes.

# Striving to be a triple "A" school district...



#SLP proud

